

DISABLE SAVE PRESET WITH DOUBLE CLICK THE MASTER

POST REPLY ↩



Search this topic...



22 posts

1

2



M-Prod



Disable save preset with double click the master

Sat Nov 22, 2014 6:00 pm

Double click on the master button saves the preset in the current slot. Very often is accidentally overwrite a patch this way. Can i disable it?

I'm on V3.6



RL



Re: Disable save preset with double click the master

Sat Nov 22, 2014 7:59 pm

No, sorry. Not yet...



RichardK



Re: Disable save preset with double click the master

Mon Nov 24, 2014 4:48 pm

I've seen a couple of references to 3.6 - I have 3.5? I haven't bought the field upgrade yet though so I still have the smaller preset storage.

Some things hurt more than cars & girls

Sound: Voyager PE, VX-351, CP-251; AIRA, MiniNova, Karma, Reason, Maschine, OP-1

Control: Zaqencer, Reason, Panorama P4



yesman



Re: Disable save preset with double click the master

Mon Nov 24, 2014 8:04 pm

I'd like to be able to disable the preset scroll function using the ext. in pot. I would prefer to be able to alter the level when the input is off, so that I can then kick in the ext. signal at preset levels.



RL



Re: Disable save preset with double click the master

Tue Dec 02, 2014 10:33 am

Hi all,

@M-Prod:

I made a change in the MASTER Storage Mode(s) menu, now you can switch on/off this function.

@yesman:

there's also a change in the PANEL Quick Mode menu, now you can switch on/off the external audio pot function too.

Here you can get the 3.6 version for the regular Voyager:

http://www.moogmusic.de/bank_A_360.syx

http://www.moogmusic.de/bank_B_360.syx

http://www.moogmusic.de/bank_C_360.syx

http://www.moogmusic.de/bank_D_360.syx

Here you can get the 3.6 version for the XL Voyager:

http://www.moogmusic.de/XL_bank_A_360.syx

http://www.moogmusic.de/XL_bank_B_360.syx

http://www.moogmusic.de/XL_bank_C_360.syx

http://www.moogmusic.de/XL_bank_D_360.syx

And here you can get the 3.6 version for the RME Voyager:

http://www.moogmusic.de/RME_bank_A_360.syx

http://www.moogmusic.de/RME_bank_B_360.syx

http://www.moogmusic.de/RME_bank_C_360.syx

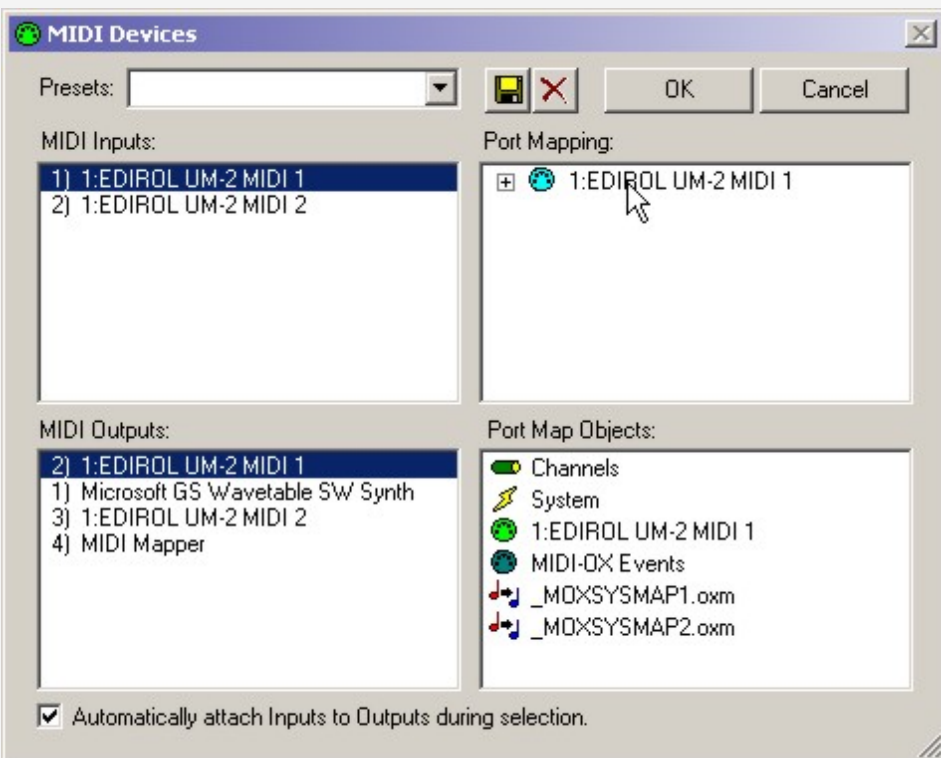
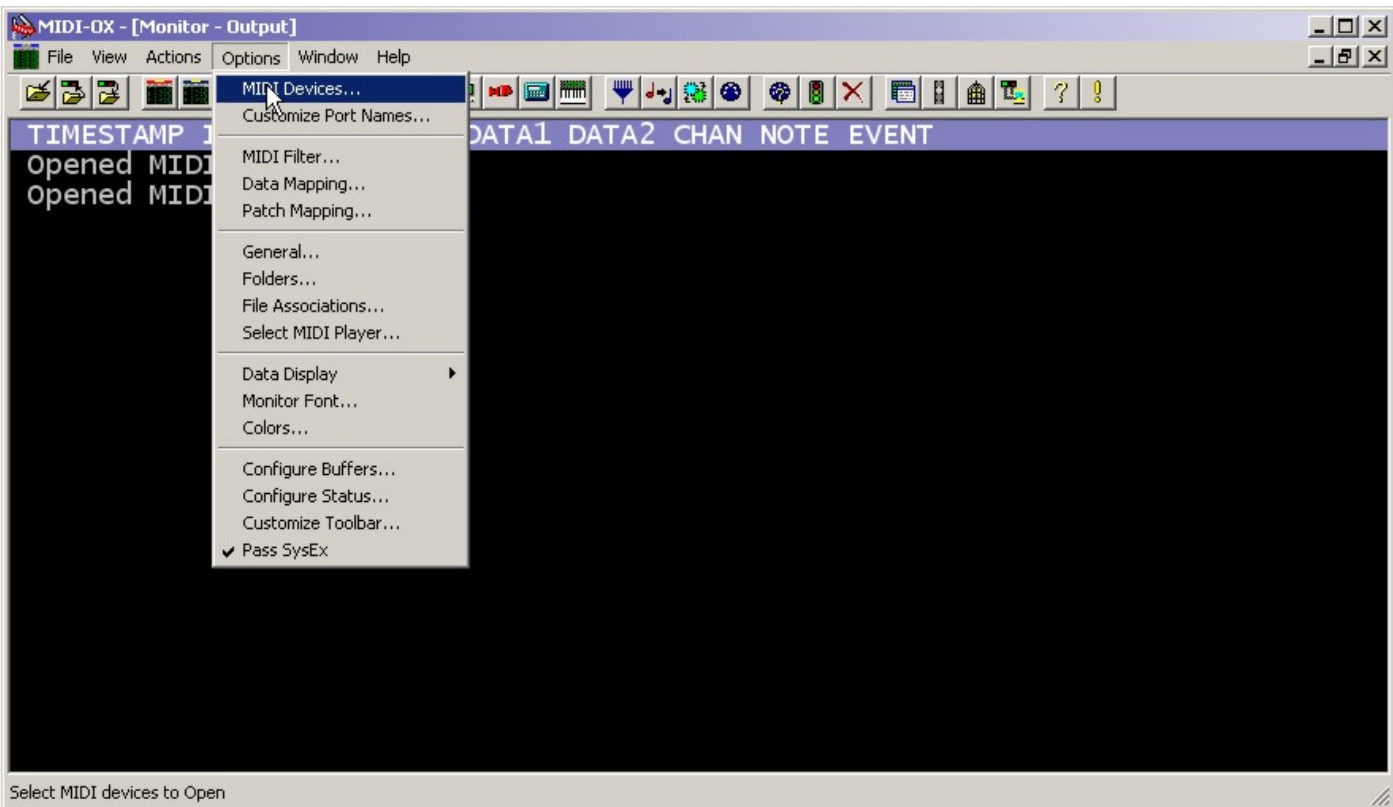
http://www.moogmusic.de/RME_bank_D_360.syx

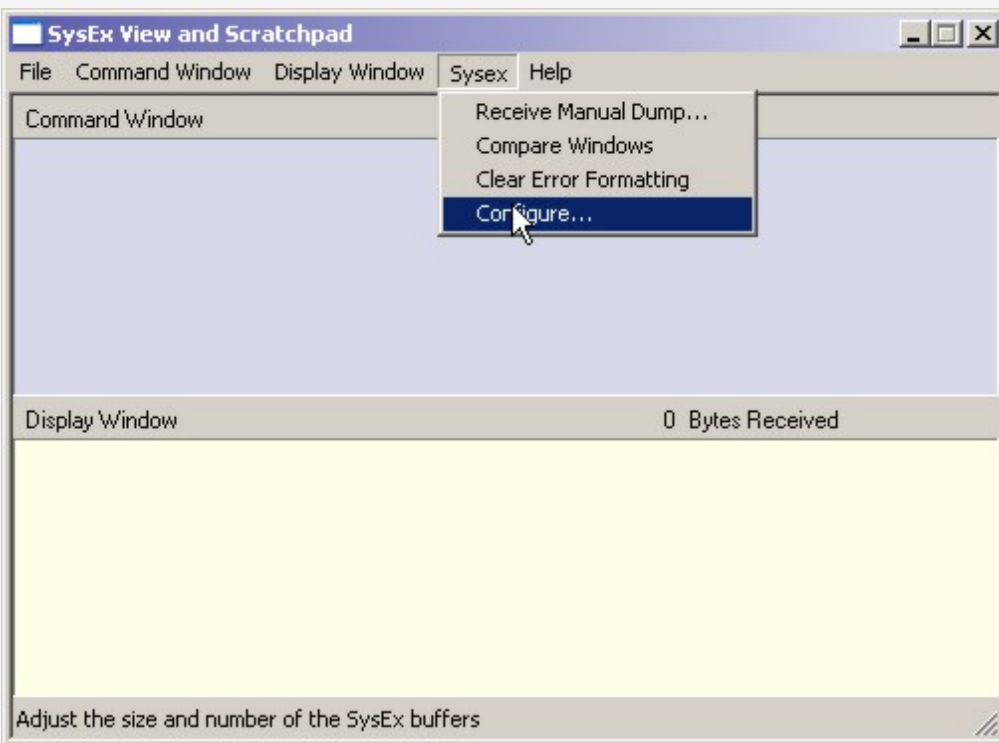
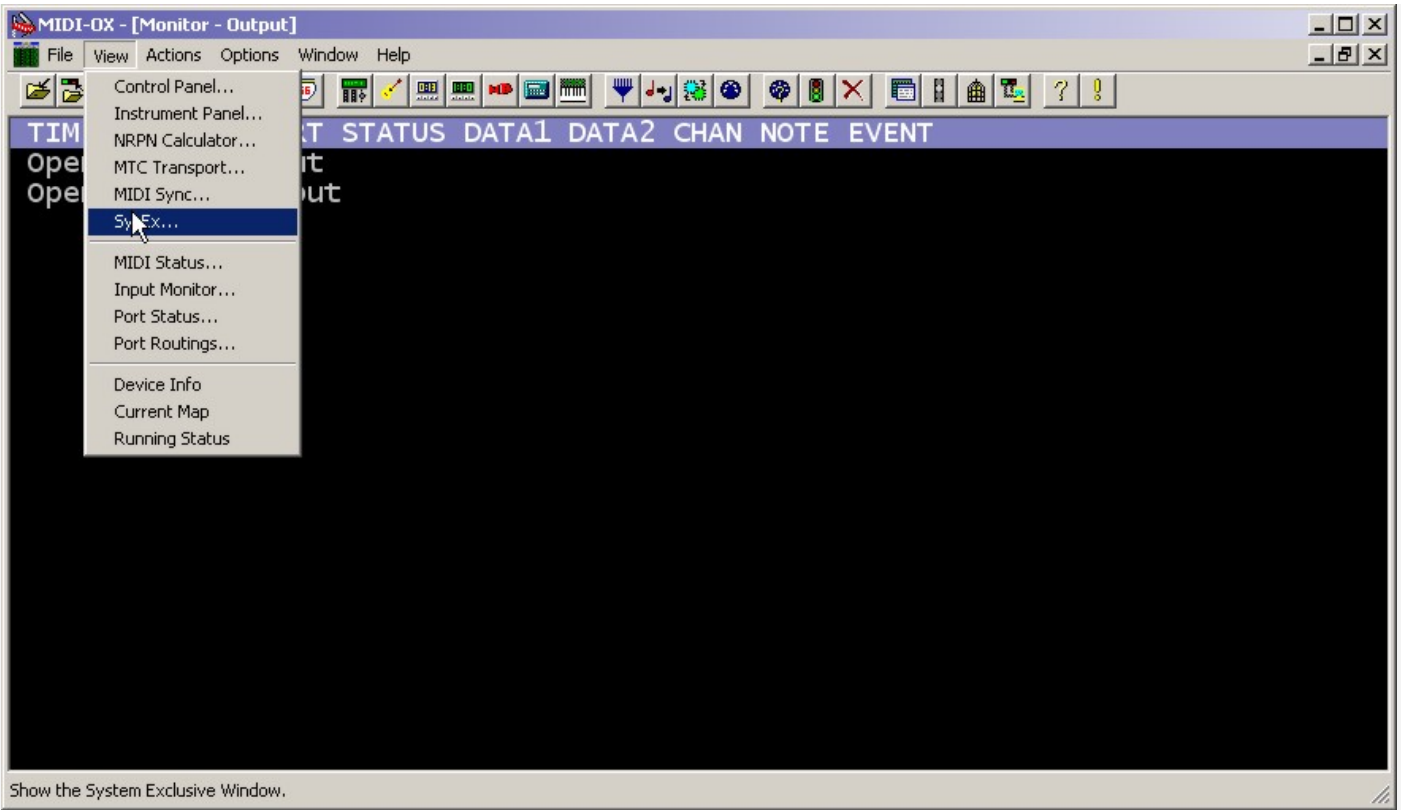
Here is a little explanation how to transfer the files to the Voyager:

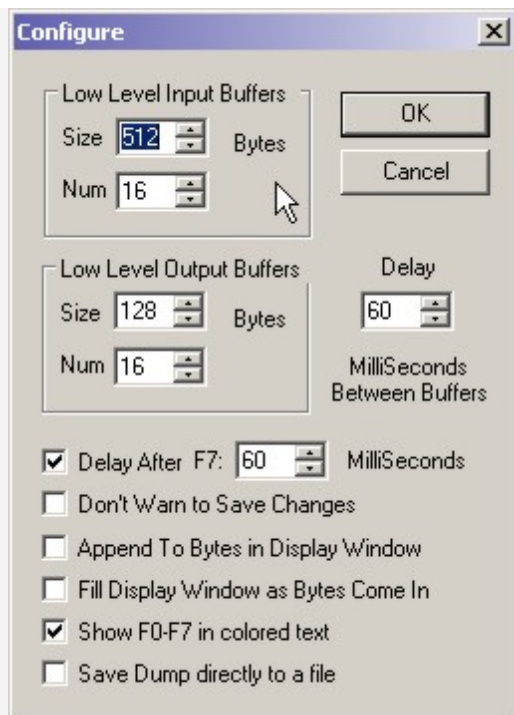
You need MIDIOX for a Windows computer (sorry, I don't have a MAC):

<http://www.midiox.com>

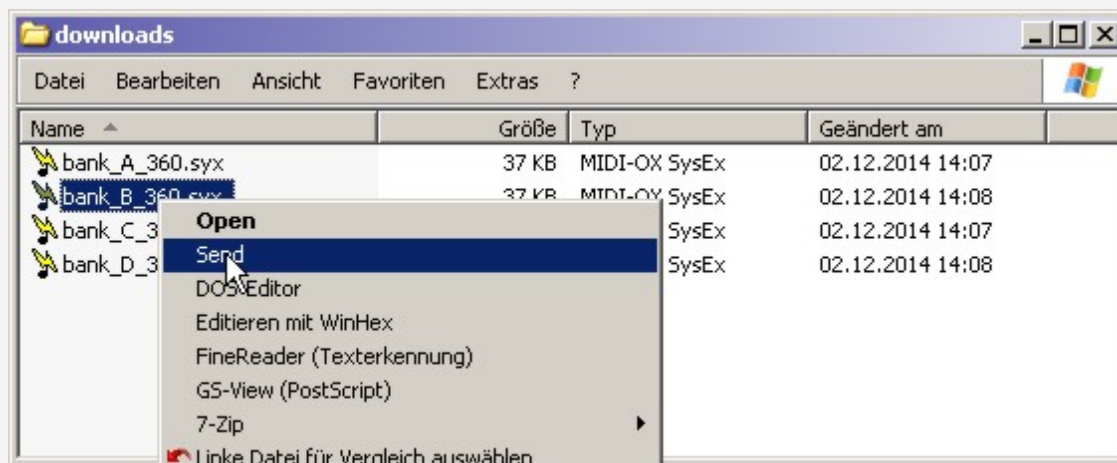
Here are the settings in MIDIOX:



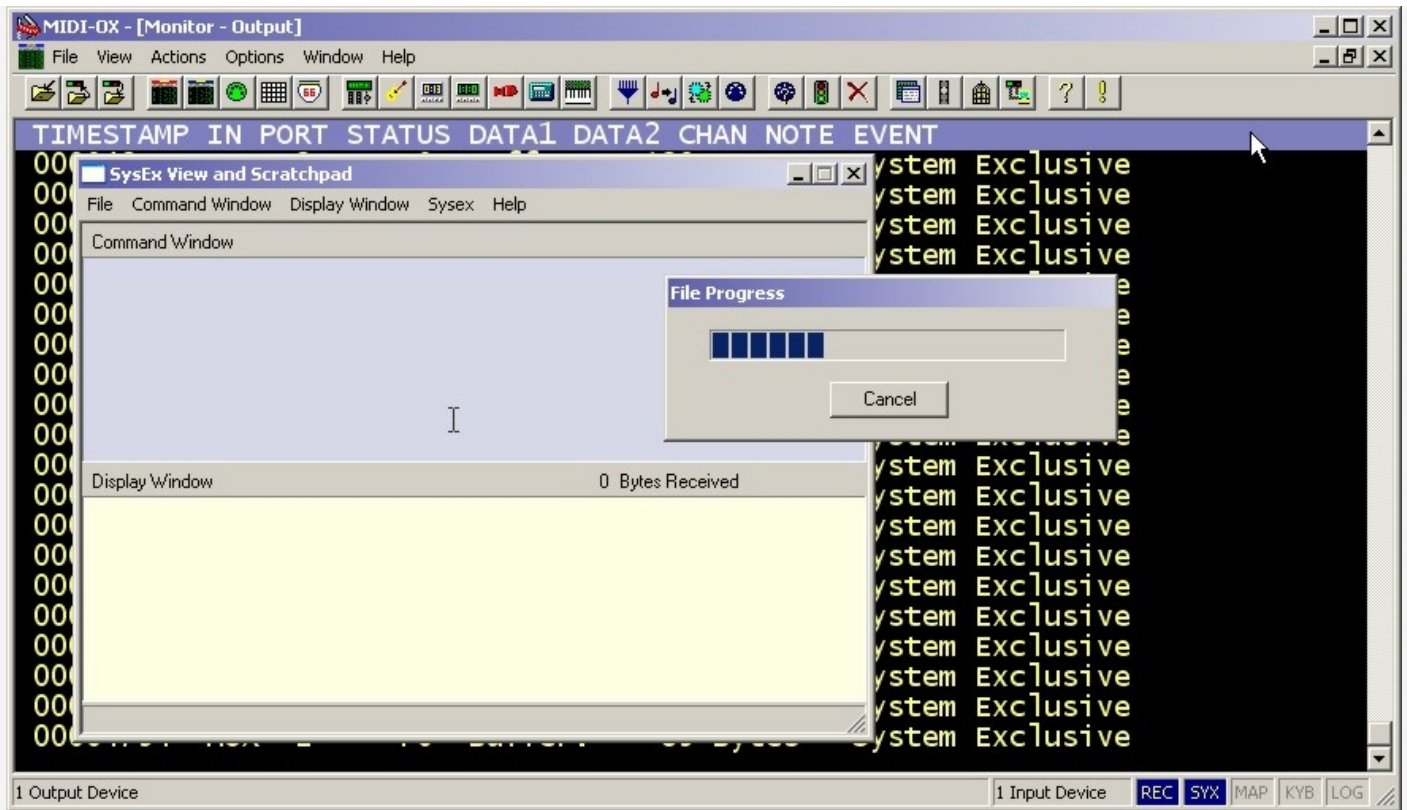




To transfer a file to the Voyager select the file by the right mouse button as you can see on the photo:



You should see this when you've pressed the right button:



The update file order is:

- 1) go to the MASTER page "Receive Update" and send bank "B".
- 2) then if the Voyager asks for bank "D" leave "NO" and press ENTER.
- 3) in the MASTER menu go to "Receive Update" and send bank "A".
- 4) now when the Voyager asks for bank "C" select "YES" and ENTER and send bank "C" to the Voyager. Do the same thing with bank "D".

Check after the update whether the boot and the system numbers are the same in the MASTER "Software Version" menu.

Have fun,
Rudi

Last edited by RL on Thu Dec 25, 2014 6:12 am, edited 3 times in total.



kamilof



Re: Disable save preset with double click the master

Tue Dec 02, 2014 12:04 pm

Thanks a lot Rudi!! Going to try 3.6 right away on my Voyager!

yesman



Re: Disable save preset with double click the master

Wed Dec 03, 2014 6:47 pm

Thanks Rudi,
Thats great!



RichardK



Re: Disable save preset with double click the master

Fri Dec 05, 2014 7:00 pm

Thankyou! All updated - now I need to sort the field upgrade and get that extra patch storage!

Some things hurt more than cars & girls

Sound: Voyager PE, VX-351, CP-251; AIRA, MiniNova, Karma, Reason, Maschine, OP-1

Control: Zaquencer, Reason, Panorama P4



yesman



Re: Disable save preset with double click the master

Sat Dec 06, 2014 12:06 pm

OK, I seem to be having a bit of a problem with the update. I can see that Midiox is sending data out from my FF440. I have the V set-up to receive the update & I seem to have loaded Bank B as the V is now asking for Bank A. I send that & the V is not doing anything. Any help would be greatly appreciated. This is running under Win7 Pro 64bit.

Thanks



yesman



Re: Disable save preset with double click the master

Sat Dec 06, 2014 12:26 pm

Problem solved, bad midi cable!@#%\$*



slirak



Re: Disable save preset with double click the master

Mon Dec 22, 2014 10:22 am

Unfortunately, this update screwed my Voyager SE. It now boots into sweet nothing. The LED's and the display lights up, but the display just shows black pixels all over.

I guess there's no way out of this, except taking it to an authorized repair service?



RL



Re: Disable save preset with double click the master

Thu Dec 25, 2014 6:22 am

“ slirak wrote:

Unfortunately, this update screwed my Voyager SE. It now boots into sweet nothing. The LED's and the display lights up, but the display just shows black pixels all over.

I guess there's no way out of this, except taking it to an authorized repair service?

Hi slirak,

To reset the factory settings:

Power off the Voyager

Press and hold the -1 and the +1 buttons

Power on the Voyager

Release the buttons

Then please try this:

Power off the Voyager

Press and hold the ENTER and the CURSOR buttons

Switch on the Voyager

Release the ENTER and the CURSOR buttons

Press ENTER

Now you are in the boot system

If the display is still dark, you have to change the LCD contrast.

Is it possible to get the MASTER LED on when you press the MASTER button?

If it's possible then press ENTER when the MASTER LED is selected and then press the +1 button ten or more times to get a contrast change of the display.

Rudi



slirak

**Re: Disable save preset with double click the master**

📅 Thu Dec 25, 2014 3:42 pm

Thank you so very much Rudi!

I can now boot and it says v 3.6 on the boot screen. Apparently though, I'm running a minimal OS now? The synth's playable, but a lot of the menu options are missing.

After a second re-boot, there's a message saying "The operating system has to be re-loaded. Reload Bank C?".

Since I'm scared to mess things up further, I've left the Voyager on at this point. Should I proceed and reload Bank C, or is there another procedure to follow?

Regards
/Jonas



RL



Re: Disable save preset with double click the master

Thu Dec 25, 2014 5:26 pm

Hi slirak,

make this after power on:

when the Voyager asks for bank "C" leave "NO" and press ENTER.
in the MASTER menu go to "Receive Update" and send bank "A".
now when the Voyager asks for bank "C" select "YES" and ENTER and
send bank "C" to the Voyager. Do the same thing with bank "D".

Maybe after the complete update the display is dark again, then do it as I described above.

Have fun,
Rudi



slirak



Re: Disable save preset with double click the master

Thu Dec 25, 2014 6:14 pm

Thanks again Rudi, this worked perfectly and my Voyager is fully back to life now! Both the OS and Boot version says 3.6.

Is there any updated documentation for the new features?

Regards
/Jonas



22 posts 1 2

< Return to "Minimoog Forum"

▼

[🏠 Board index](#)

[🗑 Delete cookies](#)

Flat Style by [Ian Bradley](#).

Powered by [phpBB®](#) Forum Software © phpBB Limited

[Privacy](#) | [Terms](#)